


Unleash the Mastermind Within: A Comprehensive Guide to Learning Chess for Beginners



Step into the world of strategy, cunning, and intellectual challenge with chess, the game that has captivated minds for centuries. For beginners eager to master this timeless game, understanding the fundamentals and adopting the right approach is crucial. This comprehensive guide will guide you through the essential steps, empowering you to embark on your chess journey with confidence and success.

100 Mate in One Chess Puzzles, Inspired by Agadmator Games: Beginner Level (How to Learn Chess the Right Way) by Andon Rangelov



★★★★☆ 4.4 out of 5

Language : English

File size : 4994 KB

Screen Reader: Supported

Print length : 270 pages

Lending : Enabled

[DOWNLOAD E-BOOK](#)

Understanding the Basics

The Chessboard and Pieces

The chessboard consists of 64 squares arranged in an 8x8 grid, alternating between light and dark colors. Each player controls 16 pieces:

- 1 King
- 1 Queen
- 2 Rooks
- 2 Knights
- 2 Bishops
- 8 Pawns

Movement of Pieces

Each type of piece moves in a unique way:

- **King:** Moves one square in any direction (horizontal, vertical, or diagonal).

- **Queen:** The most powerful piece, can move any number of squares along a rank (horizontally),file (vertically),or diagonal.
- **Rook:** Moves any number of squares along a rank or file.
- **Bishop:** Moves any number of squares diagonally, staying on the same color.
- **Knight:** Moves in an "L" pattern - two squares in one direction and then one square perpendicularly.
- **Pawn:** Moves forward one square at a time, except for its initial move where it can move two squares forward. Captures diagonally forward.

Starting Your Chess Journey

Practice Regularly

The key to mastering chess is consistent practice. Dedicate time each day to playing against friends, family, or online opponents. The more you play, the more familiar you'll become with the game's strategies and tactics.

Learn from Your Mistakes

Losing is an inevitable part of learning chess. Instead of getting discouraged, analyze your games to identify areas where you made mistakes. By understanding why you lost, you can avoid repeating those errors in the future.

Study Tactics and Strategies

Immerse yourself in the vast world of chess theory by studying books, articles, and online resources. Learn common opening moves, basic

checkmates, and endgame strategies. This will arm you with a repertoire of moves to handle different situations.

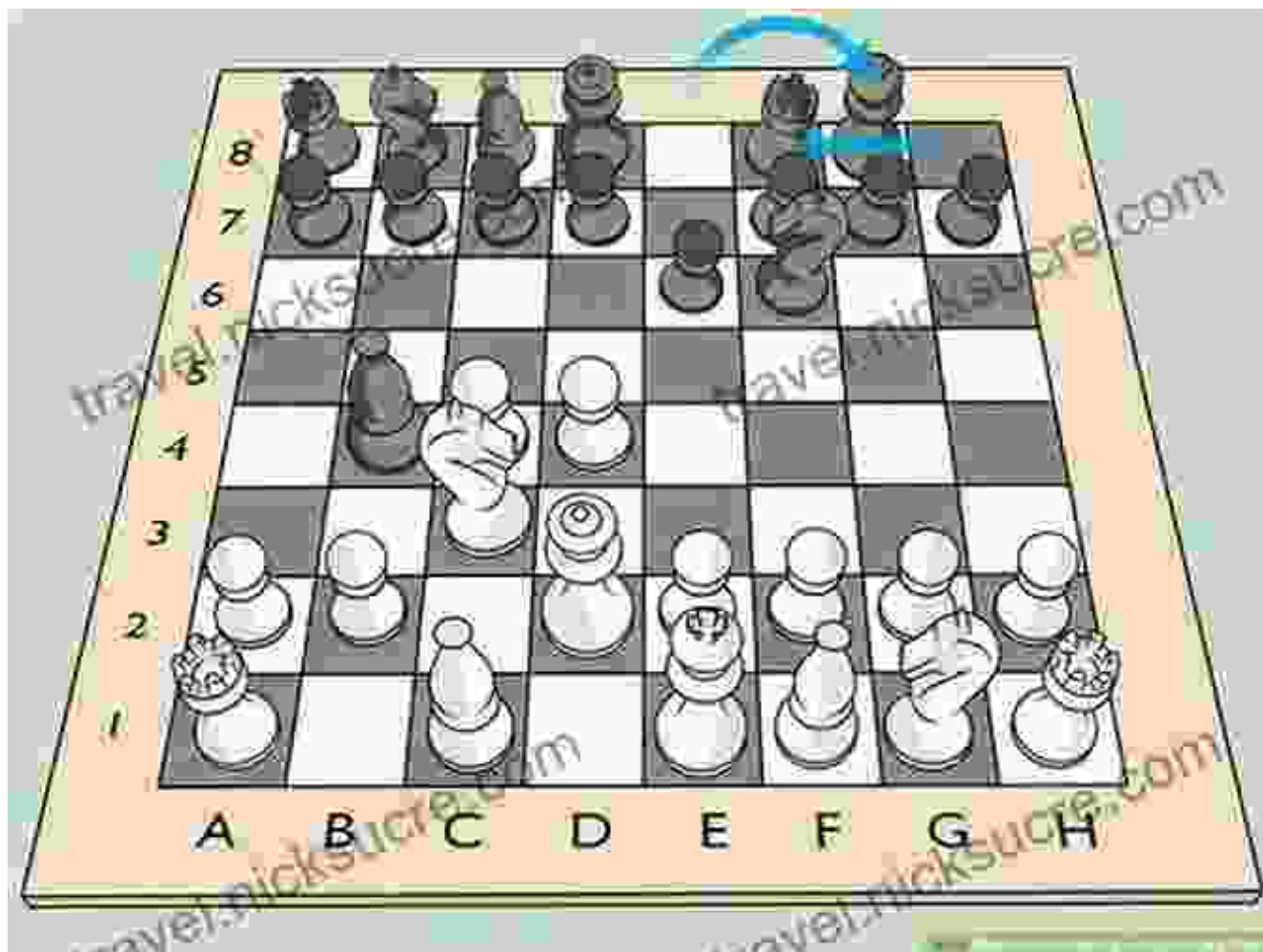
Opening Moves

1. e4




This is the most common opening move for White, controlling the center of the board and developing the King's Bishop.

1... e5



Black's symmetrical response leads to a balanced position, preparing to fight for control of the center.

2. Nf3



GAMEKNOT.COM

White develops a piece early on, supporting the center pawn and preparing to castle.

2... Nc6



Black develops a piece similarly, protecting the e-pawn and preparing to castle on the King's side.

Basic Checkmates

King and Queen Checkmate



This is the most common checkmate pattern. The Queen places the King in check, and there are no available moves to escape or block the Queen.

King and Rook Checkmate



Similar to the King and Queen checkmate, the Rook places the King in check, and the King cannot move or block the Rook.

Endgame Strategies

Passed Pawns



A passed pawn is a pawn that is not blocked by any enemy pawns. It can be a powerful tool in the endgame, as it can be promoted to a more powerful piece (Queen, Rook, Bishop, or Knight) when it reaches the other side of the board.


Opposition



Opposition occurs when two Kings face each other on the same rank, file, or diagonal, with only one empty square between them. The player with the opposition has the advantage because they can force the other King to move.

Embarking on your chess journey can be an exciting and rewarding experience. By embracing the principles outlined in this guide -

understanding the basics, practicing regularly, learning from your mistakes, and studying strategies - you will lay a solid foundation for your chess development. Remember, chess is a game of strategy, patience, and perseverance. With dedication and a willingness to learn, you can unlock the world of chess and outsmart your opponents with every move.



100 Mate in One Chess Puzzles, Inspired by Agadmator Games: Beginner Level (How to Learn Chess the Right Way) by Andon Rangelov

★★★★☆ 4.4 out of 5


Language : English

File size : 4994 KB

Screen Reader: Supported


Print length : 270 pages

Lending : Enabled



Ace Your Massachusetts DMV Written Exam: Over 250 Test Questions and Answers

Are you preparing to take the Massachusetts DMV written exam? If so, you're in luck! This article provides over 250 test questions and answers to help you...



Off Balance: Dominique Moceanu's Inspiring Memoir

A Heartfelt Account of a Champion's Journey and Advocacy In her gripping memoir, "Off Balance," former Olympic gymnast and vocal advocate...