


# How to Write a Persuasive Essay Like a Pro: A Comprehensive Guide

In today's world, being able to write persuasively is a valuable skill in both academic and professional settings. A well-written persuasive essay can change hearts, minds, and even policies. But how do you write a persuasive essay that is both compelling and effective?



## How to Write a Persuasive Essay Like a Pro

by Karishma Mhapadi

★★★★★ 5 out of 5

Language : English  
File size : 6952 KB  
Text-to-Speech : Enabled  
Screen Reader : Supported  
Enhanced typesetting : Enabled  
Print length : 27 pages  
Lending : Enabled



In this guide, we will walk you through the entire process of writing a persuasive essay, from choosing a topic to crafting a strong . We will provide you with tips, tricks, and examples to help you write an essay that will make readers sit up and take notice.

### 1. Choose a Topic

The first step in writing a persuasive essay is to choose a topic. Your topic should be something that you are passionate about and that you have a

strong opinion about. It should also be a topic that is relevant to your audience and that you can adequately research.

Here are some tips for choosing a topic:

- Consider your interests and passions. What are you knowledgeable about and what do you care about deeply?
- Think about your audience. What are their interests and needs? What do they know about the topic already?
- Do some research to find a topic that is relevant and timely.
- Make sure your topic is narrow enough to adequately cover in the space of an essay.

## **2. Do Your Research**

Once you have chosen a topic, it is important to do your research. This will help you to understand the different sides of the issue and to gather evidence to support your argument.

Here are some tips for doing research:

- Read books, articles, and other materials on your topic.
- Interview experts in the field.
- Attend conferences and workshops.
- Use online resources, such as databases and search engines.

## **3. Develop a Thesis Statement**

Your thesis statement is the main argument of your essay. It should be a clear and concise statement that tells the reader what you are going to argue in the essay.

Here are some tips for developing a thesis statement:

- Start by brainstorming a list of ideas.
- Narrow down your ideas to a single, focused argument.
- Make sure your thesis statement is specific, debatable, and supported by evidence.

#### **4. Outline Your Essay**

Once you have a thesis statement, you need to outline your essay. This will help you to organize your thoughts and to ensure that your essay flows logically.

Here are some tips for outlining your essay:

- Start by writing down your thesis statement.
- List the main points that you will use to support your argument.
- Organize your points in a logical order.
- Make sure that each point is supported by evidence.

#### **5. Write Your Essay**

Now it is time to write your essay. Start by writing an that grabs the reader's attention and introduces your thesis statement.

The body of your essay should be divided into paragraphs, each of which supports one of your main points. Each paragraph should start with a topic sentence that states the main point of the paragraph.

In each paragraph, use evidence to support your argument. This evidence can come from your research, from personal experience, or from other sources.

Conclude your essay by restating your thesis statement and summarizing your main points. You can also end with a call to action, urging the reader to take a specific action.

## **6. Revise and Edit**

Once you have finished writing your essay, it is important to revise and edit it. This will help you to catch any errors in grammar, spelling, or punctuation. It will also help you to improve the flow and clarity of your writing.

Here are some tips for revising and editing your essay:


- Read your essay aloud to yourself.
- Check for any errors in grammar, spelling, or punctuation.
- Make sure that your writing is clear and concise.
- Ask a friend or family member to read your essay and give you feedback.

## **7. Practice Makes Perfect**

The more you practice writing persuasive essays, the better you will become at it. Here are some tips for practicing your writing skills:

- Write regularly.
- Join a writing group.
- Take a writing class.
- Read persuasive essays written by other people.

Writing a persuasive essay is a challenging but rewarding task. By following the steps outlined in this guide, you can write an essay that is both compelling and effective. With practice, you can become a skilled persuasive writer who can change hearts, minds, and policies.




## How to Write a Persuasive Essay Like a Pro

by Karishma Mhapadi

★★★★★ 5 out of 5


Language : English  
File size : 6952 KB  
Text-to-Speech : Enabled  
Screen Reader : Supported  
Enhanced typesetting : Enabled  
Print length : 27 pages  
Lending : Enabled





## **Ace Your Massachusetts DMV Written Exam: Over 250 Test Questions and Answers**

Are you preparing to take the Massachusetts DMV written exam? If so, you're in luck! This article provides over 250 test questions and answers to help you...



## **Off Balance: Dominique Moceanu's Inspiring Memoir**

A Heartfelt Account of a Champion's Journey and Advocacy In her gripping memoir, "Off Balance," former Olympic gymnast and vocal advocate...