


Graduate Your Homeschooler In Style: A Comprehensive Guide to Planning a Memorable Homeschool Graduation Ceremony

Homeschool graduation is a significant milestone that deserves to be celebrated in style. After years of hard work and dedication, your homeschooler has reached a major accomplishment. It's time to celebrate their success with a graduation ceremony that is both meaningful and memorable.



Graduate Your Homeschooler in Style: Make Your Homeschool Graduation Memorable (The HomeScholar's Coffee Break Book series 5) by Lee Binz

★★★★★ 5 out of 5

Language	: English
File size	: 1559 KB
Text-to-Speech	: Enabled
Screen Reader	: Supported
Enhanced typesetting	: Enabled
Word Wise	: Enabled
Print length	: 48 pages
Lending	: Enabled



Planning a homeschool graduation ceremony can seem like a daunting task, but it doesn't have to be. With a little planning and preparation, you can create a beautiful and memorable event that your homeschooler will cherish for years to come.

Step 1: Choose the Perfect Venue

The first step in planning your homeschool graduation ceremony is to choose the perfect venue. The venue should be large enough to accommodate your guests, but it should also be a place that is special to your homeschooler.

Here are a few ideas for homeschool graduation venues:

- Your backyard or garden
- A local park
- A community center
- A church or synagogue
- A museum or library

Step 2: Send Out Invitations

Once you have chosen the venue, it's time to send out invitations to your guests. The invitations should include the date, time, and location of the ceremony, as well as any other important information, such as dress code or RSVP information.

You can create your own invitations or use a template from a website like Canva or Evite. Be sure to include a personal touch, such as a photo of your homeschooler or a quote that is meaningful to them.

Step 3: Decorate the Venue

The next step is to decorate the venue. The decorations should reflect your homeschooler's personality and interests. If your homeschooler loves

nature, you could decorate with flowers and plants. If they love music, you could decorate with musical instruments or sheet music.

Here are a few ideas for homeschool graduation decorations:

- Balloons and streamers
- Flowers and plants
- Photographs of your homeschooler
- Diplomas and awards
- Musical instruments
- Sheet music
- Books
- Artwork

Step 4: Plan the Ceremony

The ceremony is the heart of the homeschool graduation. It is a time to celebrate your homeschooler's accomplishments and to share your hopes and dreams for their future.

The ceremony should include the following elements:

- A welcome speech from the parent or guardian
- A speech from the homeschooler
- A presentation of diplomas or certificates
- A recessional

You can also add other elements to the ceremony, such as a musical performance, a reading, or a prayer.

Step 5: Plan the Reception

The reception is a time to celebrate your homeschooler's graduation with family and friends. The reception can be held at the same venue as the ceremony or at a different location.

The reception should include the following elements:

- Food and drinks
- Music
- Dancing
- Games
- A guest book

You can also add other elements to the reception, such as a photo booth or a slideshow of your homeschooler's life.

Step 6: Enjoy the Day!

The most important thing is to enjoy the day and celebrate your homeschooler's graduation. This is a day that you will all cherish for years to come.


Here are a few tips for enjoying the day:

- Be present and enjoy the moment.

- Take lots of pictures.
- Spend time talking to your homeschooler and guests.
- Dance and have fun!

Planning a homeschool graduation ceremony is a lot of work, but it is also a lot of fun. By following these steps, you can create a beautiful and memorable event that your homeschooler will cherish for years to come.

Congratulations to your homeschooler on their graduation! We are so proud of all that they have accomplished.




Graduate Your Homeschooler in Style: Make Your Homeschool Graduation Memorable (The HomeScholar's Coffee Break Book series 5) by Lee Binz

★★★★★ 5 out of 5


Language	: English
File size	: 1559 KB
Text-to-Speech	: Enabled
Screen Reader	: Supported
Enhanced typesetting	: Enabled
Word Wise	: Enabled
Print length	: 48 pages
Lending	: Enabled





Ace Your Massachusetts DMV Written Exam: Over 250 Test Questions and Answers

Are you preparing to take the Massachusetts DMV written exam? If so, you're in luck! This article provides over 250 test questions and answers to help you...



Off Balance: Dominique Moceanu's Inspiring Memoir

A Heartfelt Account of a Champion's Journey and Advocacy In her gripping memoir, "Off Balance," former Olympic gymnast and vocal advocate...